



Dynamic Test Kits for R&D
and Quality Control

DMPD Assay Kit

KF-01-001

200 test (96 well plate)

BOCKit

A brand of  BioQuoChem

Votre interlocuteur en France, Belgique, Luxembourg et Suisse :
LIBIOS

83, rue Edmond Michelet - 69490 Pontcharra Sur Turdine - France

Tél. : +33 (0)4 74 13 03 02 - Fax : +33 (0)4 74 05 28 25 –

Mail : info@libios.fr - www.libios.fr

Index

Introduction	Pag. 1
Materials	Pag. 2
Assay Principle	Pag. 3
Sample Preparation	Pag. 4
Reagent Preparation	Pag. 5
Assay Protocol	Pag. 6
Data Analysis	Pag. 9
Warranties and Limitation of Liability	Pag. 10



All chemicals should be handled with

- This kit is for R&D use only

Introduction

Antioxidant capacity is an overall ability of organisms or food to catch free radicals and prevent their harmful effect. Antioxidative effect includes protection of cells and cellular structures against harmful effect of free radicals, especially oxygen and nitrogen. Substances with antioxidative properties are called antioxidants. They are contained in food and food supplements, most commonly in fruits, vegetables, rice, wine, meat, eggs, and other foodstuff of plant and animal origin.

Antioxidative systems include antioxidative enzymes, that is, superoxide dismutase, catalase, glutathione peroxidase, glutathione-S-transferase, and nonenzymatic substrates, such as glutathione, uric acid, lipoic acid, bilirubin, coenzyme Q, vitamin C (L-ascorbic acid), vitamin A (retinol), vitamin E (tocopherol), flavonoids, carotenoids, teine compounds in green tea, and others. Some biomolecules are also considered biologically active and clinically significant antioxidants, for example, transferrin, ferritin, lactoferrin, ceruloplasmin, hemopexin, haptoglobin, and uric acid.

Materials

BQCKit DMPD Assay kit KF01001-200 tests contains:

Product	Quantity	Storage
DMPD Reagent A	1 vial (powder)	4°C
DMPD Reagent B*	1 vial	-20°C
DMPD Reagent C	2 vials	RT
DMPD Reagent D	2 bottles	RT
DMPD Standard*	1 vial (powder)	-20°C

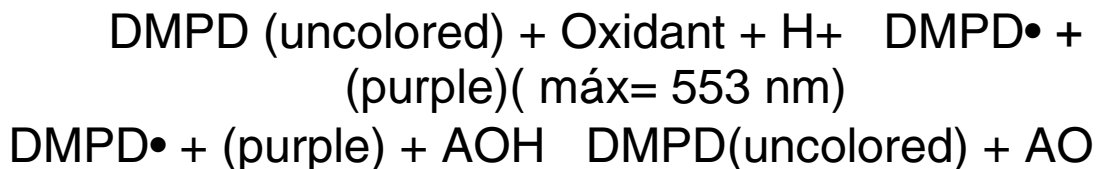
*These reagents are stable several weeks at 4 degrees and is shipped in these conditions. Once received is recommended to keep them at the temperature shown in the table.

Assay Principle

Bioquochem DMPD assay kit is recommended for antioxidant measurements of beverages. This kit measures the antioxidant activity of compounds that are able to transfer hydrogen atoms.

When the compound N,N-dimethyl- -phenylenediamine (DMPD) is in the presence of a suitable oxidant solution, a colored radical cation is formed (DMPD^{•+}). Antioxidant compounds, which are able to transfer a hydrogen atom to DMPD^{•+}, cause a decoloration of the solution.

In our assay a solution of DMPD at an acidic pH and in the presence of a suitable oxidant solution, can form a stable and colored radical cation (DMPD^{•+}) which shows a maximum of absorbance at 553 nm. Antioxidant compounds which are able to transfer a hydrogen atom to DMPD^{•+} quench the color and produce a decoloration of the solution which is proportional to their amount. This reaction is rapid and the end point, which is stable, is taken as a measure of the antioxidative efficiency.



Scheme 1. Formation of radical DMPD and its reaction with antioxidants (AOH)

Sample Preparation

If your sample is colored, dilute it to an absorbance value lower than the measure A_0 .

Reagent Preparation

Allow the reagents to reach room temperature before use.

Reagent A

Add exactly 1mL of ddH₂O in the Reagent A Vial and mix thoroughly. This solution should be kept at -20°C over 1 month.

Standard solution

Add exactly 1 mL of Reagent C in the standard vial. This solution should be kept at -20°C over 1 month. Then dilute the standard solution 10 times in a 1.5 mL vial (not provided) to perform the calibration curve. This solution should be freshly prepared.

DMPD•+ solution

To each Reagent D bottle, add exactly 300 µL of Reagent A and 60 µL of Reagent B. Mix well and let stand at room temperature for 10 minutes to allow the radical to perform. This solution should be freshly prepared.

Assay Protocol

Standard curve preparation:

Antioxidant activity is expressed as TEAC (Trolox equivalent antioxidant capacity). For this purpose, use the 1:10 diluted standard previously prepared (see Reagents preparation).

Prepare calibration curves in 1.5 mL tubes as shown in Table 1.

Table 1. Reagent volumes needed to carry out the standard curve

Sample	Reagent C [μL]	Diluted Standard [μL]	TEAC [$\mu\text{g}/\text{mL}$]
S1 (Blank)	500	0	0
S2	485	15	25
S3	465	35	50
S4	433	67	100
S5	416	84	125
S6	400	100	150
S7	366	134	200
S8	333	167	250

Assay Protocol

Plate set up




Figure 1. 96-well plate filling format

S1-S8 = Standards

C1-C40 = Samples

Attention

- This scheme is just a recommendation of how to perform the assay.
- If the antioxidant activity in the samples is not known or if it is expected to be beyond the range of the standard curve, it is recommended to assay the samples at several dilutions.
- For optimal results, it is recommended to run the standards and the samples for duplicate, but it is the user's discretion to do so.

Assay Protocol

Performing the assay

1. Add 20 μL of the sample or standard in each well.
2. Add 280 μL of **DMPD•+ solution** (see Reagents preparation) in each well.
3. Mix the mixture at Room Temperature for 10 minutes under continuous stirring.
4. Read the absorbance at 553 nm.

Data Analysis

1. Calculate the absorbance at 553 nm as percentage of the absorbance of the uninhibited radical cation solution (Blank) according to the equation:

$$\text{Inhibition of A553 (\%)} = (1 - (A_f/A_0)) \times 100$$

Where A_0 is the absorbance of uninhibited radical cation and A_f is, the absorbance measured 10 min after the addition of antioxidant samples.

2. Plot the inhibition of standards as a function of their final concentrations (Table 1). See Figure 2 for a typical standard curve.
3. Calculate the TEAC value of the v values for each sample.

$$\text{TEAC (\mu g/ml)} = (\text{sample inhibition A553} - \text{intercept}) / \text{slope}$$

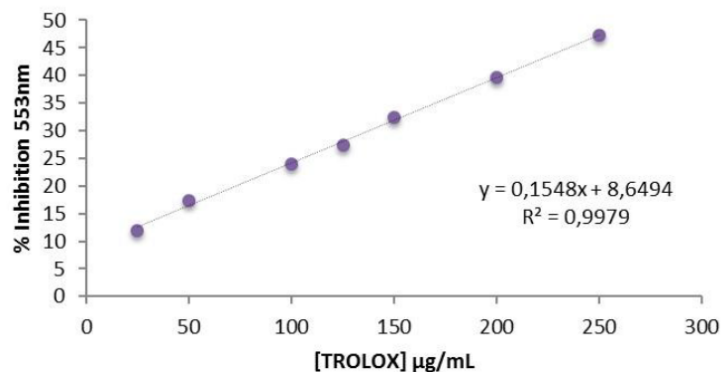


Figure 2. Typical standard curve for DMPD assay. (This standard curve is just an example, the results of each assays could vary).

Warranties and Limitation of Liability

Our partner Bioquochem shall not in any event be liable for incidental, consequential or special damages of any kind resulting from any use or failure of the products, even if Bioquochem has been advised of the possibility of such damage including, without limitation, liability for loss of use, loss of work in progress, down time, loss of revenue or profits, failure to realize savings, loss of products of buyer or other use or any liability of buyer to a third party on account of such loss, or for any labor or any other expense, damage or loss occasioned by such product including personal injury or property damage is caused by Bioquochem's gross negligence. All liability of Bioquochem hereunder shall be limited to the amounts paid by buyer for product.

Buyer's exclusive remedy and Bioquochem's sole liability hereunder shall be limited to a refund of the purchase price, or the replacement of all material that does not meet our specifications.

Said refund or replacement is conditioned on buyer giving written notice to Bioquochem within 30 days after arrival of the material at its destination.

Expiration date: 1 year from the date of delivery

Votre interlocuteur en France, Belgique, Luxembourg et Suisse :

LIBIOS

83, rue Edmond Michelet - 69490 Pontcharra Sur Turdine - France

Tél. : +33 (0)4 74 13 03 02 - Fax : +33 (0)4 74 05 28 25 –

Mail : info@libios.fr - www.libios.fr